

17:610:512:01 Interaction Design

## Project 2, Assignment 7: Final Prototype Revision Notes

Tuesday, May 5, 2020

Submitted by Von Arzu and John Killian

### Introduction:

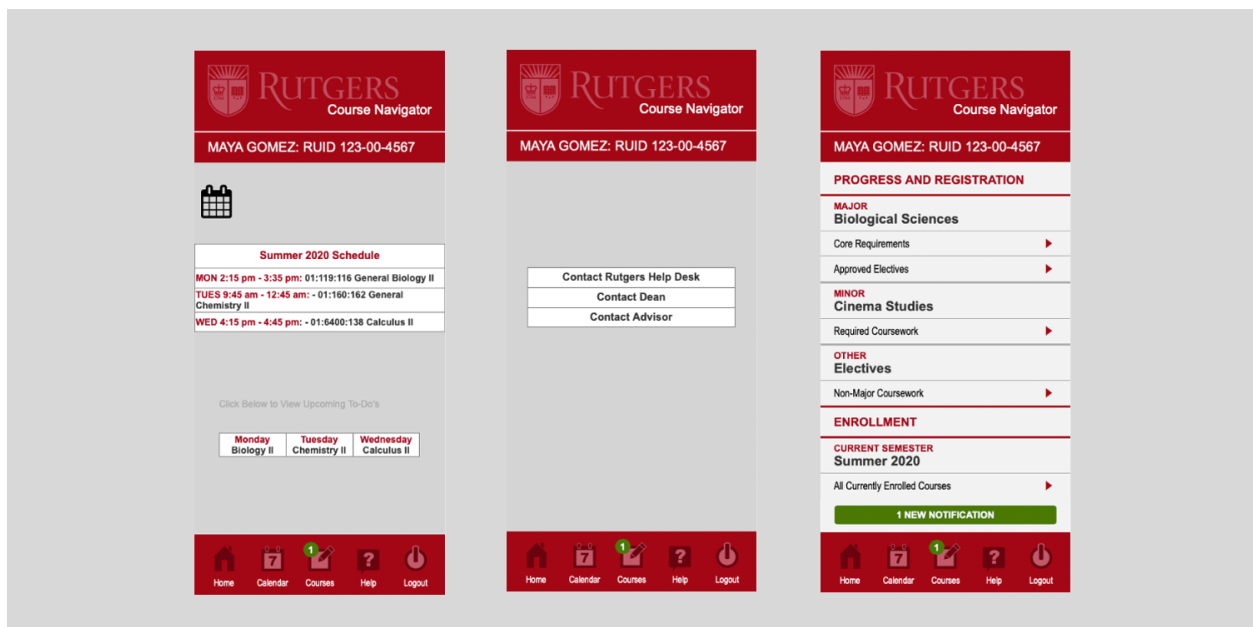
---

Since the last iteration of the app, in addition to various cosmetic changes, there are two major updates to the apps functionality:

- A footer navigation bar was added on all pages other than the login page to reduce the amount of backing through screens that previous iterations required, making for smoother interaction
- A notification system was put into place to inform users when items such as Special Permission Approvals have arrived and allowing them to act on the notice by registering or withdrawing the pending request.

### Footer Navigation


---



The new footer navigation allows users to move from any main page to any other main page or log out of the app in a “one-thumb” friendly manner.

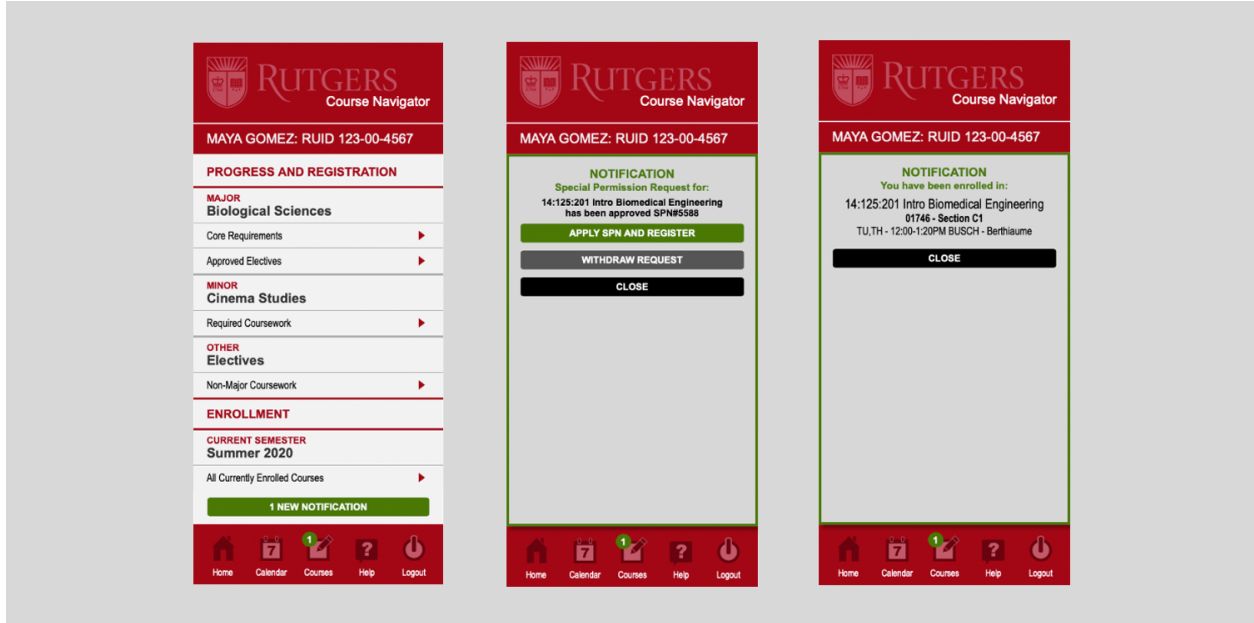
## Push Notification System

The push notification system is designed to keep users informed about any pending registration activity, for instance, if a student has requested a Special Permission Number to enroll in a course. When there is any new information, a notification will appear in two places: as a green circle in the footer navigation bar next to the Courses icon, and as a green bar at the bottom of the Progress and Registration screen.

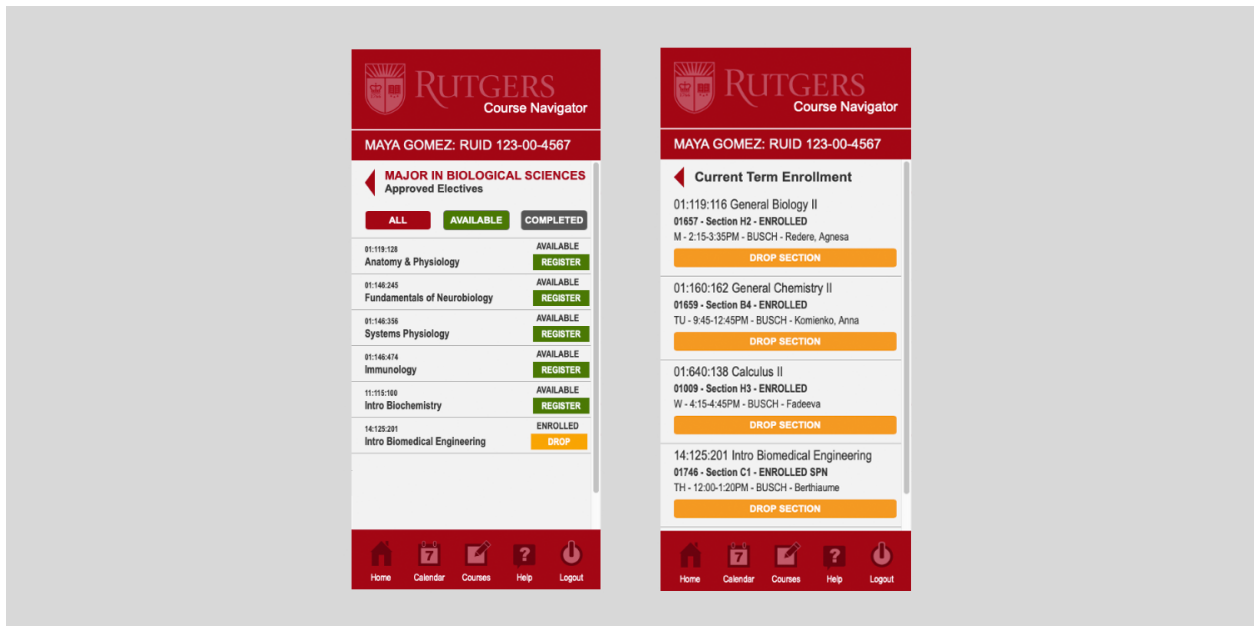


In these two views, *Approved Electives* and *Current Term Enrollment*, we can see the course “Intro Biomedical Engineering” is listed as pending SPN. The menu bar at the bottom indicates one new notification.

Clicking on the notification bar from the Registration screen opens a new screen informing the student of the new status, and offering three options: to register for the course using the new SPN code, to withdraw the special permission request or to close the notification screen without doing either. Choosing either of the first two options clears the notification, choosing the third does not.



Three views showing the Registration screen with notice visible at the bottom, the notification screen with three options, the notification screen reflecting that the user has chosen the first option and is now enrolled in the course.



Going back to the *Approved Electives* and *Current Term Enrollment* screens, we see the user's status for the course as "Enrolled."